

XPANDER CROSS



Unforgettable Adventures

Explore new places. See new sights.

It's the essence of adventure, and the inspiration for the XPANDER CROSS.
With plenty of space for the whole family and power to reach any destination,
the boldly designed XPANDER CROSS is ready for any adventure you desire.

Drive your Ambition





High ground clearance and high driving view

Top-level ground clearance and a high driving position allow confident and comfortable driving on bumpy or uneven roads and a clear view of the road ahead.

Eye point height:
1,340 mm



Minimum ground clearance: **225 mm**
*CVT model: 220mm

A stable, comfortable ride

Enjoy your drive in comfort.

A reinforced suspension system with high-performance shock absorbers provides stable handling and exceptional ride comfort.



Front suspension



Rear suspension



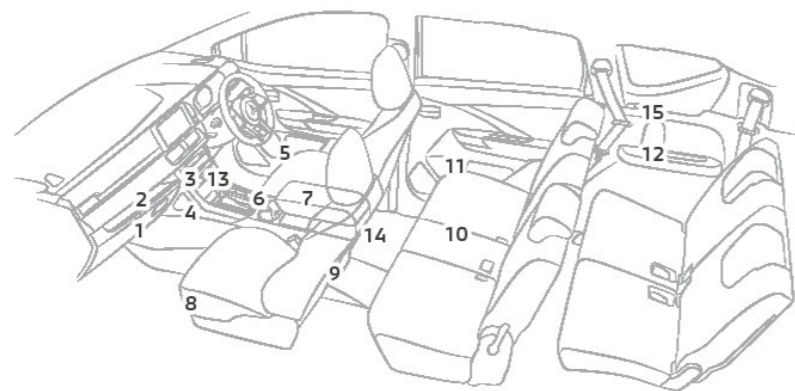
Smooth in the city. Tough in the country.



Bring everyone, anywhere.

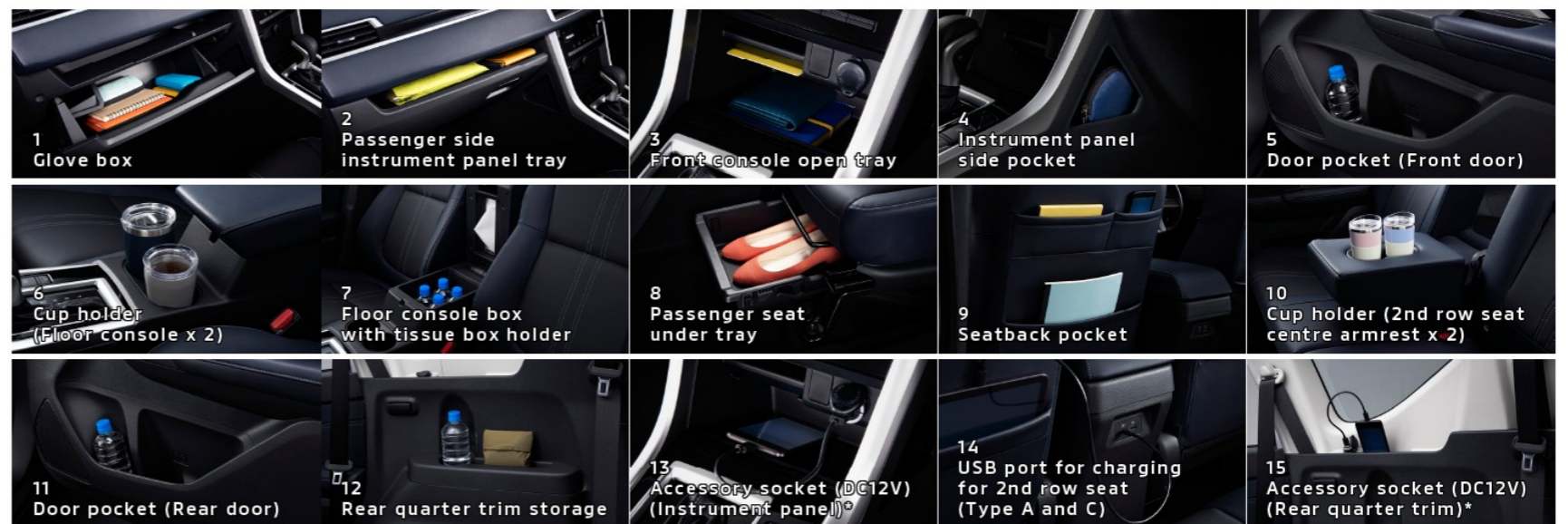
Spacious luggage room

Enjoy any outdoor activity with the spacious luggage room. The wide opening makes loading and unloading easy for anyone. What's more, convenient compartments and underfloor storage help keep your smaller items organised.



Convenient storage & power outlets for all passengers

Keep your interior clean and organised with smart storage solutions. With power outlets on every row, all passengers can keep their smartphones, tablets, or other electronic devices charged.



*DC12V USB adapters not included.

Advanced safety that enhances the adventure.



Active Stability Control [ASC]: The control capabilities of ASC are supplemental only. Please drive safely and never rely solely on these functions whilst driving. Be sure to use the same specified type and size of tyres on all 4 wheels. Do not install any aftermarket limited slip differential on your vehicle.

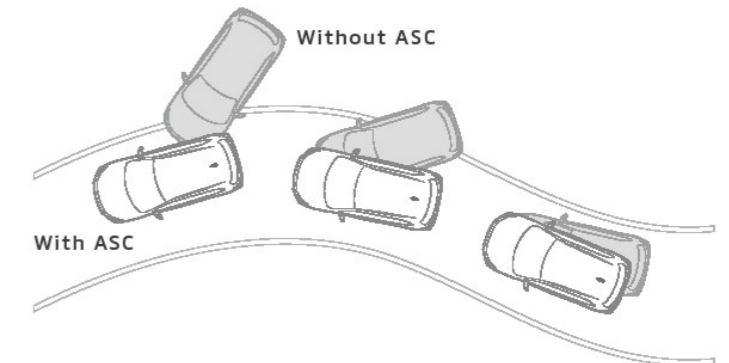
Anti-lock Brake System [ABS]: ABS can help the driver maintain control whilst braking, but is never a substitute for safe driving. ABS does not always reduce stopping distances, which may be influenced by many factors including road surface conditions and friction between the tyres and road surface.

Please see the owner's manual for additional information.

Note: Some equipment may vary by market. Please consult your local MITSUBISHI MOTORS dealer/distributor for details.

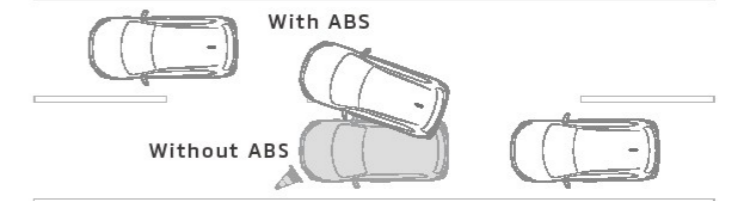
Active Stability Control [ASC]

Maintain control on slippery roads and around turns. ASC automatically adjusts engine output and applies the brakes where needed to prevent skidding if wheels lose their grip.



Anti-lock Brake System [ABS]

Brake safely on slippery roads. ABS helps the wheels from locking up when braking.





Where every adventure begins.

Stylish, comfortable, and advanced.

The modern and stylish interior lined with soft-touch materials pleases all the senses. Enjoy the dependable SUV feel of the solid and sleek instrument panel that expands from end to end along a sturdy horizontal axis to provide a clear front view that makes driving more enjoyable and stress-free. Conveniences like the new digital air conditioning panel that's easier to use and synthetic leather seats with heat guard function that keep everyone comfortable on hot days provide everyone with a pleasant drive.


Note: Some equipment may vary by market. Please consult your local MITSUBISHI MOTORS dealer/distributor for details.





Spacious cabin and versatile seating arrangements

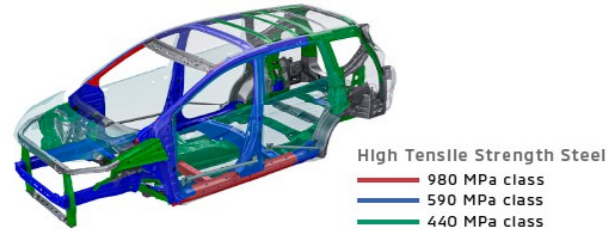
Flexible seating configurations provide support for any outdoor activity. Load items easily by folding down the second and third row seats, or fold the second row armrest to store long items.



Expand the moment.

FEATURE HIGHLIGHTS

Safety



High Tensile Strength Steel
 — 980 MPa class
 — 590 MPa class
 — 440 MPa class

RISE body

RISE (Reinforced Impact Safety Evolution) body helps keep everyone safe in the event of a collision by efficiently absorbing energy and maintaining high cabin integrity.



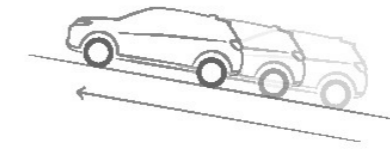
Driver and passenger SRS airbags

The driver and passenger SRS airbags protect front occupants by absorbing impact force to help keep them safe in frontal collisions.



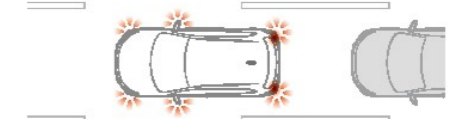
Pretensioners

Pretensioners help reduce frontal impact force in frontal collisions when used with seatbelts. Front seatbelt pretensioners automatically tighten in a collision to help restrain front occupants.



Hill Start Assist [HSA]

For peace of mind during stop-and-go uphill driving, HSA maintains braking force until the accelerator is pressed to prevent the vehicle from rolling backwards.



Emergency Stop Signal system [ESS]

Prevent being rear-ended. ESS automatically flashes the hazards during sudden braking or when ABS is activated to warn following vehicles.

Utility



Tilt and telescopic steering wheel

Enjoy your drive in comfort. The steering wheel can be adjusted up, down, forwards, and backwards to find the ideal driving position for any driver.



Electric parking brake (Brake auto hold)

Turn Electric parking brake on/off with a simple switch. When Brake auto hold is active, the vehicle will temporarily stay in place even with your foot off the brake pedal.



Digital air conditioning panel

Isn't just stylish but intuitive and easy to use.



Rear manual cooler

Keep everyone comfortable even in hot weather. Rear passengers can conveniently use the knob to control airflow.



USB port for charging for 2nd row seat (Type A and C)

Rear passengers can keep their electronic devices charged with the USB ports for charging conveniently placed behind the floor console.



Keyless Operation System [KOS] + Engine switch

Conveniently unlock the doors by pressing the switch on the front doors or tailgate whilst carrying your key fob on you. Once inside, start the engine by pressing the switch whilst holding the brake pedal down.

Mechanism



Responsive 1.5L MIVEC engine

The spirited 16-valve DOHC engine with advanced MIVEC* puts ample power at your command – more than enough to carry seven adults up steep mountain roads with ease.

*Mitsubishi Innovative Valve timing Electronic Control system



High-efficiency Continuously Variable Transmission [CVT]

The high-efficiency CVT provides an ideal balance between fuel efficiency and driving power with smooth gear shifts. Step-up shifting provides a crisp acceleration feel that's powerful and sharp.



Comfortable cabin space

To achieve a surprisingly quiet interior, certain areas of the body are covered with high-performance sound absorbing and vibration blocking material.

Exterior



LED headlight (High/Low beam)

Both the high and low beams are LED-powered for improved brightness and illumination.



Rear combination light

Be seen better in the dark. The rear combination lights with LED help keep your vehicle clearly visible from behind.



Shark-fin antenna

The shark-fin antenna's sharp design complements the vehicle's dynamic exterior styling.

Hill Start Assist [HSA]: HSA is not a substitute for safe driving. Never rely solely on this function whilst driving on steep roads. Your vehicle may move backwards if the brake pedal is not sufficiently depressed, if the vehicle is heavily loaded, or if the road is very steep or slippery. This function is not designed to keep the vehicle stopped in place on uphill slopes for more than 2 seconds. Do not rely on this function to maintain a stopped position as an alternative to depressing the brake pedal. Please see the owner's manual for additional information.

Note: Some equipment may vary by market. Please consult your local MITSUBISHI MOTORS dealer/distributor for details.

VARIATIONS

P2X

2WD 1.5-Litre
CVT



Black x Navy

P1X

2WD 1.5-Litre
CVT / 5MT



Black x Navy



Image shows 5MT model

Body colours



Quartz White Pearl (W81)



Blade Silver Metallic (U33)



Graphite Grey Metallic (U28)



Jet Black Mica (X37)



Sunrise Orange Metallic (M13)



Deep Bronze Metallic (C17)

Note: Colours shown may differ slightly from actual colours due to printing process. Please consult your local MITSUBISHI MOTORS dealer/distributor for actual colours. Some equipment may vary by market. Please consult your local MITSUBISHI MOTORS dealer/distributor for details.

STANDARD & OPTIONAL EQUIPMENT

(Fill in according to your region's specifications. Do not print this version.)

■ Standard — Not available

Model		
Drivetrain & Chassis		
205/55R17 + 17-Inch two-tone alloy wheel		
Spare tyre (T135/90D16)		
Tools & jack		
Under cover		
Exterior		
Front bumper (Colour-keyed)		
Front bumper garnish (Chrome)		
Front grille (Metallic Black)		
Front bumper lower garnish (Silver)		
Side sill garnish (Material Black)		
Door garnish (Material Black)		
Wheel arch moulding		
Roof rail		
Side window moulding (Chrome)		
Rear bumper (Colour-keyed)		
Rear bumper garnish (Material Black)		
Rear lower garnish (Silver)		
Outer door handle (Chrome)		
Power folding door mirror with side turn signal (Electrically adjustable, chrome)		
Windscreen glass (Laminated glass with UV ray reduction)		
Rear window defogger		
Interior		
Electric power steering		
Tilt and telescopic steering wheel		
Leather-wrapped steering wheel (3 spoke type) and gearshift knob		
Leather-wrapped parking brake lever (Chrome release switch)		
Electric parking brake (Brake auto hold)		
Gearshift panel with illumination		
Steering switch	Audio, hands-free phone, voice recognition	
	Cruise control	
Seat material	High-grade fabric	
	Synthetic leather (Heat guard)	
Passenger seat under tray		
Seatback pocket	Driver seat	
	Passenger seat	
2nd row seat sliding, reclining, tumble, seatback folding function (60:40 split type)		
2nd row seat centre armrest with 2 cup holders		
3rd row seat reclining function (50:50 split type) and flat luggage mode		
Door panel accent (Silver)		
Soft pad trim with stitch		
Door pocket (Front door, Rear door)		
Power window switch panel (Carbon grain)		
Front and rear door inner door handle (Chrome)		
Driver sunvisor with ticket holder		
Passenger sunvisor with vanity mirror (w/ lid)		
Retractable assist grip (Passenger seat x 1, 2nd row seat x 2, 3rd row seat x 2)		
High contrast backlight meter and gauge & Multi-information display (TFT colour LCD)		
Passenger side Instrumental panel tray		
Glove box		
Floor console box	w/ tray (Slide lid type)	
	w/ armrest	
Cup holder (Floor console x 2)		
Scuff plate		
Rear quarter trim storage		
Front console open tray		
USB port for charging for 2nd row seat (Type A and C)		
Accessory socket (DC12V)	Instrument panel	
	Rear quarter trim	
Underfloor luggage area storage		

Model		
Safety & Security		
Rearview camera		
Driver and passenger SRS airbags		
Front 3-point seatbelt with Emergency Locking Retractor [ELR] with pretensioner x 2		
2nd row seat 3-point seatbelt with Emergency Locking Retractor [ELR] x 3		
3rd row seat 3-point seatbelt with Emergency Locking Retractor [ELR] x 2		
Seatbelt reminder (Driver seat, Passenger seat)		
Lower anchor and tether anchor for ISO-FIX child seat (for 2nd row seat) x 2		
Child safety lock (Rear door)		
Side impact door beams (Front door, Rear door)		
Pedestrian protection (Head protection and Leg protection)		
Anti-lock Braking System [ABS] with Electronic Brake force Distribution [EBD] and brake assist		
Active Stability Control [ASC]		
Hill Start Assist [HSA]		
Emergency Stop Signal system [ESS]		
Immobiliser		
Anti-theft alarm system		
Manual transmission interlock		
Automatic transmission shift lock with key interlock		
Utility		
Manual air conditioning (Push button with LCD type)		
Pollen filter		
Rear manual cooler		
6 speaker		
Central door locking system with centre door locking switch		
Speed sensing automatic central door lock with impact sensitive unlock mechanism		
Remote keyless entry (Transmitter x 2)		
Keyless Operation System [KOS] (Transmitter x 2) with push button start		
Power window (Front door, Rear door) with driver auto up/down and anti-trapping function		
Shark-fin antenna		
Cruise control		
Lighting & Visibility		
LED headlight (High/Low beam)		
LED position light		
Welcome light		
Coming home light		
LED front fog light		
Rear combination light		
LED high-mount stop light		
Room light (Front, Rear)		
Front windscreen variable Intermittent wiper with misting function		
Rear window intermittent wiper		

WARNING

Individuals who use implantable pacemakers or implantable cardioverter-defibrillators should keep away from the Keyless Operation System [KOS]. The electromagnetic waves used in the KOS may affect the operation of implantable pacemakers or implantable cardioverter-defibrillators.
Individuals using other electro-medical apparatuses should check with the manufacturer of the apparatus to confirm the effect of the electromagnetic waves used by the KOS, as the electromagnetic waves may affect their operations.

TECHNICAL SPECIFICATIONS

		2WD		
		1.5 litre		
		5MT	CVT*1	
		NC2WXNPXR	NC2WXTPR	NC2WXTQR
Dimension & Weight				
Overall length	mm	4,500		
Overall width	mm	1,800		
Overall height	mm	1,750		
Wheelbase	mm	2,775		
Track	mm	1,520		
	Front	1,510		
	Rear			
Ground clearance	mm	225	220	
Gross vehicle weight	kg	1,840	1,860	
Fuel System		ECI-MULTI		
Fuel supply equipment		45		
Fuel tank capacity	litres			
Engine		1.5-litre 16-valve DOHC with Auto Stop & Go (4A91)		
Type		Unleaded (RON 90 & over)		
Fuel type / octane				
Total displacement	cc	1,499		
Emission level		Euro 4		
Max. output	kW/rpm	77 / 6,000		
Max. torque	N-m/rpm	141 / 4,000		
Transmission		Single dry plate		
Clutch		-		
Gear ratio				
	1st	3.818		
	2nd	2.055		
	3rd	1.333		
	4th	0.969		
	5th	0.717		
	Reverse	3.500		
	Final	4.625		
		2.480 - 0.396		
		2.604		
		5.698		
Performance				
Max. speed*2	km/h	170		
Acceleration*3	0-100km/h sec.	12.7	13.4	
Minimum turning radius	m	5.2		
Steering		Rack and pinion with electrical power assist		
Type				
Suspension				
Front		MacPherson strut		
Rear		Torsion beam		
Brake				
Front		Ventilated Disc		
Rear		Drum		
Tyre				
Tyres		205/55R17		

*1: Continuously Variable Transmission

*2: Measured by MITSUBISHI MOTORS CORPORATION. Your actual mileage will vary depending on how you drive and maintain your vehicle.

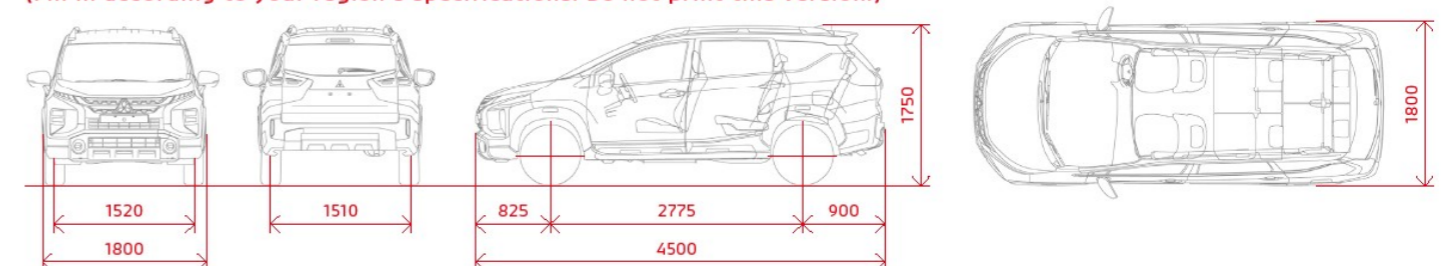
*3: Acceleration values vary depending on equipment level.

Note: These specifications are subject to change without notice. Please consult your local MITSUBISHI MOTORS dealer/distributor for detailed specifications.

(Fill in according to your market's accessory warranty conditions as necessary.)

DIMENSIONAL VIEWS

(Fill in according to your region's specifications. Do not print this version.)



All measurements in millimeters